


DAFTAR ISI

HALAMAN JUDUL	i
LEMBAR PERSETUJUAN	Error! Bookmark not defined.
LEMBAR PENGESAHAN	Error! Bookmark not defined.
LEMBAR PERNYATAAN	Error! Bookmark not defined.
KATA PENGANTAR	Error! Bookmark not defined.
ABSTRAK	Error! Bookmark not defined.
ABSTRACT	Error! Bookmark not defined.
DAFTAR ISI	ix
DAFTAR GAMBAR	xii
DAFTAR TABEL	xiii
DAFTAR RUMUS	xiv
DAFTAR LAMPIRAN	xv
BAB I PENDAHULUAN	Error! Bookmark not defined.
1.1 Latar Belakang	Error! Bookmark not defined.
1.2 Rumusan Permasalahan	Error! Bookmark not defined.
1.3 Tujuan Penelitian	Error! Bookmark not defined.
1.4 Manfaat Penelitian	Error! Bookmark not defined.
1.5 Batasan Masalah.....	Error! Bookmark not defined.
BAB II TINJAUAN PUSTAKA	Error! Bookmark not defined.
2.1 Definisi Kualitas.....	Error! Bookmark not defined.
2.2 Dimensi Kualitas.....	Error! Bookmark not defined.
2.2.1 Dimensi Kualitas Pelayanan	Error! Bookmark not defined.
2.3 Definisi Jasa	Error! Bookmark not defined.
2.4 Definisi Kualitas Jasa.....	Error! Bookmark not defined.
2.5 Kepuasan Pelanggan	Error! Bookmark not defined.
2.5.1 Faktor – Faktor Yang Mempengaruhi Kepuasan Pelanggan	Error! Bookmark not defined.
2.5.2 Pengukuran Kepuasan Pelanggan	Error! Bookmark not defined.
2.6 Metode <i>Service Quality</i> (<i>Servqual</i>)	Error! Bookmark not defined.
2.7 Importance Performance Analysis (IPA) ...	Error! Bookmark not defined.

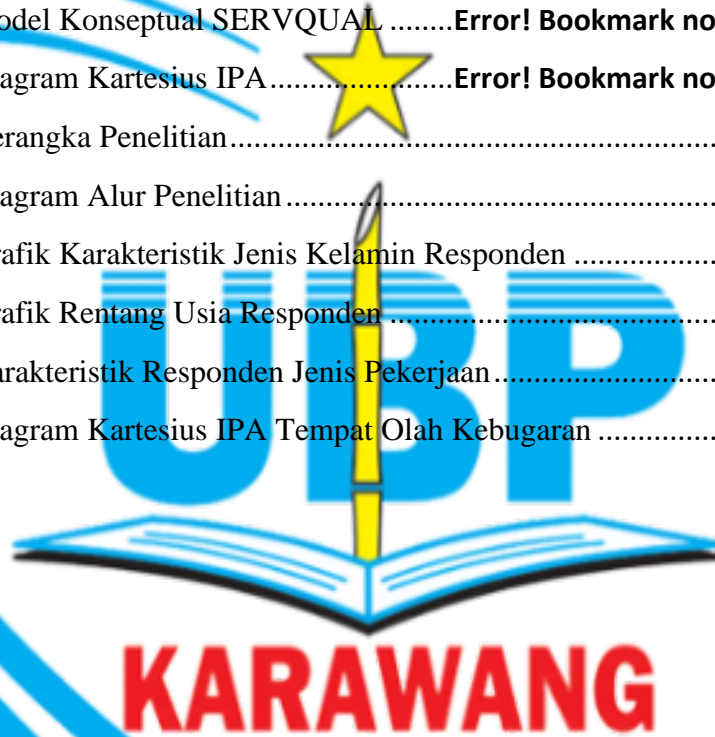
2.8	Penelitian Terkait	Error! Bookmark not defined.
2.9	Kerangka Penelitian	Error! Bookmark not defined.
BAB III METODOLOGI PENELITIAN		Error! Bookmark not defined.
3.1	Objek Penelitian	Error! Bookmark not defined.
3.2	Data Penelitian	Error! Bookmark not defined.
3.2.1	Data Primer	Error! Bookmark not defined.
3.2.2	Data Sekunder	Error! Bookmark not defined.
3.3	Teknik Pengumpulan Data.....	Error! Bookmark not defined.
3.3.1	Wawancara.....	Error! Bookmark not defined.
3.3.2	Observasi.....	Error! Bookmark not defined.
3.3.3	Penyebaran Kuisioner	Error! Bookmark not defined.
3.4	Populasi dan Sampel	Error! Bookmark not defined.
3.4.1	Populasi.....	Error! Bookmark not defined.
3.4.2	Sampel.....	Error! Bookmark not defined.
3.5	Pilot Study	Error! Bookmark not defined.
3.6	Uji Validitas dan Uji Ralibilitas	Error! Bookmark not defined.
3.6.1	Uji Validitas	Error! Bookmark not defined.
3.6.2	Uji Reabilitas	Error! Bookmark not defined.
3.7	Teknik Analisis Data.....	Error! Bookmark not defined.
3.7.1	Tindakan Perbaikan.....	Error! Bookmark not defined.
3.8	Prosedur Penelitian.....	Error! Bookmark not defined.
3.9	Alat dan Bahan	Error! Bookmark not defined.
BAB IV HASIL DAN PEMBAHASAN		Error! Bookmark not defined.
4.1	Sejarah Perusahaan.....	Error! Bookmark not defined.
4.2	Demografis Responden.....	Error! Bookmark not defined.
4.3	Pengolahan Data.....	Error! Bookmark not defined.
4.3.1	Pilot Study.....	Error! Bookmark not defined.
4.3.2	Uji Validitas	Error! Bookmark not defined.
4.3.3	Uji Reabilitas	Error! Bookmark not defined.
4.4	Pengolahan Data <i>Service Quality</i>	Error! Bookmark not defined.
4.4.1	Nilai Rata-Rata Data Penelitian	Error! Bookmark not defined.
4.4.2	Perhitungan Gap Score Servqual	Error! Bookmark not defined.

4.4.3	Keseluruhan Score Gap & Ranking Gap Servqual ..	Error! Bookmark not defined.
4.4.4	Perhitungan Kualitas Pelayanan (Q)	Error! Bookmark not defined.
4.5	Pengolahan Data <i>Importance Performance Analysis</i> (IPA)	Error! Bookmark not defined.
4.6	Perbandingan Hasil Metode Service Quality (Serqual) dan Metode <i>Importance Performance Analysis</i> (IPA) ...	Error! Bookmark not defined.
BAB V KESIMPULAN DAN SARAN		Error! Bookmark not defined.
5.1	Kesimpulan.....	Error! Bookmark not defined.
5.2	Saran	Error! Bookmark not defined.
DAFTAR PUSTAKA		Error! Bookmark not defined.
LAMPIRAN		Error! Bookmark not defined.
RIWAYAT PENULIS		Error! Bookmark not defined.



DAFTAR GAMBAR

Gambar 1. 1 Data Pengunjung Tempat Olah Kebugaran Tahun 2022.....	Error!
Bookmark not defined.	
Gambar 1. 2 Ringkasan Ulasan Pengunjung Tempat Olah Kebugaran.....	Error!
Bookmark not defined.	
Gambar 2. 1 Konsep Kepuasan Pelanggan.....	Error! Bookmark not defined.
Gambar 2. 2 Model Konseptual SERVQUAL	Error! Bookmark not defined.
Gambar 2. 3 Diagram Kartesius IPA.....	Error! Bookmark not defined.
Gambar 2. 4 Kerangka Penelitian.....	22
Gambar 3. 1 Diagram Alur Penelitian	30
Gambar 4. 1 Grafik Karakteristik Jenis Kelamin Responden	33
Gambar 4. 2 Grafik Rentang Usia Responden	34
Gambar 4. 3 Karakteristik Responden Jenis Pekerjaan.....	35
Gambar 4. 4 Diagram Kartesius IPA Tempat Olah Kebugaran	52




DAFTAR TABEL

Tabel 2.1 Indeks Kepuasan Konsumen	Error! Bookmark not defined.
Tabel 2.2 Penelitian Terkait	Error! Bookmark not defined.
Tabel 3.1 Kuesioner Kualitas Pelayanan Terhadap Kepuasan Konsumen.....	24
Tabel 3.2 Hasil Wawancara dan Observasi	26
Tabel 3.3 Jumlah Pelanggan Periode Mei-November 2022.....	27
Tabel 4. 1 Karakteristik Jenis Kelamin	32
Tabel 4. 2 Karakteristik Responden Rentang Usia.....	33
Tabel 4. 3 Karakteristik Responden Pekerjaan	34
Tabel 4. 4 Hasil Responden Pilot Study.....	35
Tabel 4. 5 Hasil Uji Validitas Pilot Studi 30 Sampel	36
Tabel 4. 6 Uji Validitas Persepsi Konsumen dan Harapan Konsumen	37
Tabel 4. 7 Reabilitas Persepsi Konsumen dan Harapan Konsumen.....	39
Tabel 4. 8 Skoring Dimensi Performance dan Importance	40
Tabel 4. 9 Gap Score Tangible	42
Tabel 4. 10 Gap Score Reliability	43
Tabel 4. 11 Gap Score Responsiveness.....	44
Tabel 4. 12 Gap Score Assurance.....	46
Tabel 4. 13 Gap Score Emphaty.....	47
Tabel 4. 14 Rekapitulasi Dimensi SERVQUAL	48
Tabel 4. 15 Skoring Dimensi Importance Performance Analysis (IPA).....	49
Tabel 4. 16 Skoring Dimensi Importance Performance Analysis	51
Tabel 4. 17 Atribut Kualitas Pelayanan Seluruh Kuadran	52
Tabel 4. 18 Hasil Penelitian Metode Servqual dan IPA.....	55
Tabel 4. 19 Rekomendasi Perbaikan Atribut Tempat Olah Kebugaran	56

DAFTAR RUMUS

Rumus 2.1 Perhitungan Gap Persepsi dan Harapan.....	12
Rumus 2.2 Perhitungan Nilai Rata-rata Presepsi dan Harapan.....	12
Rumus 2.3 Perhitungan Nilai Rata-rata Kesenjangan.....	12
Rumus 2.4 Perhitungan Nilai Rata-rata Variabel.....	13
Rumus 2.5 Perhitungan Nilai Tingkat Kesesuaian Responden.....	15
Rumus 2.6 Perhitungan Skor Rata-rata Persepsi.....	15
Rumus 2.7 Perhitungan Skor Rata-rata Harapan.....	15
Rumus 2.8 Perhitungan Nilai Rata-rata Kepentingan Seluruh Atribut.....	16
Rumus 3.1 Slovin.....	27
Rumus 4.1 Uji Validitas.....	36
Rumus 4.2 Uji Reliabilitas.....	39



DAFTAR LAMPIRAN

Lampiran 1 Rumus-rumus perhitungan.....	60
Lampiran 2 Kuisisioner Kualitas Pelayanan terhadap Kepuasan Pelanggan.....	62
Lampiran 3 Hasil Kuesioner Persepsi 30 Sampel	64
Lampiran 4 Hasil Kuesioner Harapan 30 Sampel	65
Lampiran 5 Hasil Kuesioner Persepsi Konsumen 161 Sampel.....	66
Lampiran 6 Hasil Kuesioner Harapan Konsumen 161 Sampel.....	68
Lampiran 7 Surat Izin Permohonan Penelitian	70
Lampiran 8 Form Bimbingan Tugas Akhir.....	71
Lampiran 9 Dokumentasi Responden	72

